


# The Consequences of Medicaid Cuts on Children and Families

Chairman Bob Casey, Senate Committee on Aging


Nearly 41.9 million children rely on Medicaid & CHIP <sup>1</sup>

Cuts to Medicaid would hurt the health and financial security of children and families by restricting their health care access and coverage.



## Blocking Access for Pregnant Women and Newborns

Nearly 1.5 million—or 41% of total births—nationwide per year are covered by Medicaid. Medicaid cuts would prevent mothers from obtaining the care they need.<sup>2</sup>



## Harming Reproductive Health

Roughly 64% of adult women with Medicaid coverage are in their reproductive years (19 to 49). Cuts to Medicaid would hinder access to critical services to protect the health and safety of potential mothers.<sup>3</sup>




## Cutting Primary Care for Children

Nearly 92% of eligible children nationwide are supported by Medicaid and/or CHIP. Cuts would disproportionately hurt children with the lowest incomes and the highest health care needs.<sup>4</sup>



## Reducing Preventive Care Access

Medicaid covers a wide variety of preventive care services for kids, including hearing, vision, dental, and mental health screenings. Cuts to Medicaid risk access to these critical services.<sup>5</sup>



## Impacting Education Outcomes

Studies suggest that Medicaid eligibility during childhood lowers high school dropout rates, raises college enrollment, and increases four-year college attainment. Cuts to Medicaid imperil these educational benefits.<sup>6</sup>



## Decreasing Access to School Mental Health Services

Nine out of 10 school-based health centers, most of which provide mental health services, are partially paid for with Medicaid funds.<sup>7</sup>



## House Republicans' Proposed Cuts Threaten Care For Americans At Risk

The House Republicans' bill put over 21.2 million Americans at risk of losing Medicaid coverage and could lead to gaps in health care coverage and undermine family economic security.<sup>8</sup>

# The Consequences of Medicaid Cuts on Children and Families

Chairman Bob Casey, Senate Committee on Aging

## REFERENCES

1. Centers for Medicare and Medicaid Services. (2023, January). January 2023 Medicaid & CHIP Enrollment Data Highlights. Medicaid.gov. <https://www.medicaid.gov/medicaid/program-information/medicaid-and-chip-enrollment-data/report-highlights/index.html>
2. KFF Analysis of CDC Wonder Online Database. (2021). Births Financed by Medicaid. KFF. <https://www.kff.org/medicaid/state-indicator/births-financed-by-medicaid/?currentTimeframe=0&sortModel=%7B%22colId%22:%22Location%22,%22sort%22:%22asc%22%7D>
3. Gomez, I., Ranji, U., Salganicoff, A., & Frederiksen, B. (2022, February 17). Medicaid Coverage for Women. KFF. <https://www.kff.org/womens-health-policy/issue-brief/medicaid-coverage-for-women/#:~:text=Maternity%20Care&text=By%20federal%20law%2C%20all%20states,up%20to%2060%20days%20postpartum>
4. Haley, J., Kenney, G., Pan, C., Wang, R., Lynch, V., & Buettgens, M. (July 2021). Medicaid/CHIP Child Participation Rates. Urban Institute tabulations of 2013/2016/2019 American Community Survey (ACS) data from the Integrated Public Use Microdata Series (IPUMS). KFF. <https://www.kff.org/medicaid/state-indicator/medicaidchip-child-participation-rates/?currentTimeframe=0&sortModel=%7B%22colId%22:%22Location%22,%22sort%22:%22asc%22%7D>
5. Center on Budget and Policy Priorities. (2018, January 19). Report: Medicaid Works for Children. Center on Budget and Policy Priorities. <https://www.cbpp.org/research/health/medicaid-works-for-children#:~:text=Medicaid%20helps%20schools%20help%20kids.&text=Medicaid%20pays%20for%20these%20services,schools%20to%20Medicaid%20Deligible%20children>
6. Schubel, J. (2021, June 14). Expanding Medicaid for Parents Improves Coverage and Health for Both Parents and Children. Center on Budget and Policy Priorities. <https://www.cbpp.org/research/health/expanding-medicaid-for-parents-improves-coverage-and-health-for-both-parents-and#:~:text=Research%20shows%20that%20Medicaid%20eligibility,more%20in%20taxes%20as%20adults>
7. Panchal, N. & Guth, M. (2023, February 16). Leveraging Medicaid for School-Based Behavioral Health Services: Findings from a Survey of State Medicaid Programs. KFF. <https://www.kff.org/medicaid/issue-brief/leveraging-medicaid-for-school-based-behavioral-health-services-findings-from-a-survey-of-state-medicaid-programs/>
8. T-MSIS Analytic File (TAF) Beneficiary Summary File v.7 (December 2022). Number of Medicaid beneficiaries with comprehensive benefits aged 19 - 55, excluding those eligible via a disability-, pregnancy-, or parent-related pathway, in December 2022, by FIPS county code. U.S. Department of Health and Human Services. <https://www.hhs.gov/sites/default/files/20230425-data-by-state-and-county.pdf>